



**IDSP-75/COVID/2020**  
**STATUS UPDATE ON COVID-19**  
**Imphal, the 13<sup>th</sup> June, 2020**  
**6:30 PM – 6:30 PM [12June - 13June, 2020]**

**A. Screening of Truckers (Drivers & Handymen)/Other commuters at Entry Points:**

Sl.No.	Name of screening points	No of persons screened today		Cumulative no of persons screened till date	No. of persons detected with symptoms (fever & cough/breathing difficulty)	Cumulative number of persons with Symptoms
		Truckers	Commuters			
1.	Mao	457	39	79,632	0	0
2.	Jiribam	177	9	18,015	0	0
3.	Jiribam (Train)	0	0	22,870	0	0
4.	Airport-Imphal	0	616	1,13,590	0	0
5.	Other	0	0	32,527	0	0
<b>Total</b>		<b>634</b>	<b>664</b>	<b>2,66,634</b>	<b>0</b>	<b>0</b>

**B. Dedicated screening of drivers & handyman (trucks/gas bullets/oil tankers) at destination/Imphal**

Sl. No.	Screening site	No. screened today	Cumulative	No. with symptoms for the day	Cumulative with symptoms
1.	ISBT (trucks)	482	30,959	0	3
2.	YAS Complex, Khuman Lampak (Oil tankers)	0	3,665	0	2
3.	Sekmai Gas Plant (Gas bullets)	0	1,419	0	3
<b>Total</b>		<b>482</b>	<b>36,043</b>	<b>0</b>	<b>8</b>

**C. Status of Persons under Quarantine:**

Type of Quarantine	Number of New persons kept under HQ/ GQ/CQ	Cumulative no. of persons under HQ/ GQ/CQ	Current no. of persons having completed HQ/ GQ/CQ	Cumulative no of persons having completed HQ/ GQ/CQ	No of persons currently under HQ/ GQ/CQ
	A	B	C	D	E (B – D)
Home Quarantine (Returnees from foreign countries)	0	486	0	486	0
Government Quarantine	109	13,696	207	7,745	6,291
Community Quarantine	353	25,628	341	11,347	14,281

**D. Laboratory test:**


Sl. No.	VRDL Laboratory	No. of test results received today	Cumulative no of test results received	No. of positive test results	Cumulative no. of positive test results
		A	B	C	D
1.	RIMS	1208	13,294	20	207
2.	JNIMS	638	10,737	44	242
3.	NIV, Pune/GMCH	0	15	0	0
<b>Total</b>		<b>1846</b>	<b>24,046</b>	<b>64</b>	<b>449</b>


**E. Status of Positive Cases in Isolation Facility:**


Sl. No.	Name of isolation facility	No. of cases admitted today	Cumulative no. of cases admitted	Number of cases discharged today	Cumulative no. of cases discharged	No. of cases currently in Isolation Facility
	A	B	C	D	E	F (C-E)
1.	RIMS	0	187	10	62	125
2.	JNIMS	0	164	4	29	135
3.	DH Bishnupur	0	34	0	0	34
4.	UNACCO	64	64	0	0	64
<b>Total</b>		<b>64</b>	<b>449</b>	<b>14</b>	<b>91</b>	<b>358</b>

**F. COVID-19 Control Room:**

Total Calls attended today	Cumulative no. of calls attended
<b>54</b>	<b>17,429</b>

  
 (H. Shyamkishor Sharma)  
 State Microbiologist, IDSP  
 Manipur

  
 (Antony H.)  
 State Data Manager, IDSP  
 Manipur

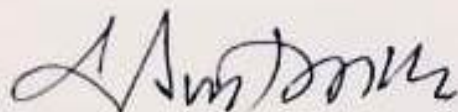
  
 (Dr L. Tomcha Khuman)  
 State Surveillance Officer, IDSP  
 Manipur

**GOVERNMENT OF MANIPUR  
COVID-19 COMMON CONTROL ROOM**

**PRESS RELEASE No. 81**

**14. 06. 2020. (7.00 p.m.)**

1. Elderly persons especially those with pre-existing health conditions are more vulnerable to the complications of COVID 19. Nearly 8.6 percent of the population is above 60 years. They need special care and protection. COVID 19 exposed or confirmed persons should not go near them without medical mask or serve them without sanitizing hands. The Out Reach Team of the Health department has been visiting Old Age Homes at Mongsangei (I/W), Phayeng (I/W), Bashikhong (I/E), Kongba (I/E), Wangbal (TBL), Heirok (TBL), Kumbi (BPR) and Thongjao (KAK) benefiting 21, 37, 18, 16, 25, 36, 25 and 22 inmates respectively.
2. Today till 6.30 pm, reports of 9 new positive cases have been received from the VRDLs of RIMS (4) and JNIMS (5). The total number of positive cases has increased to 458 and number of active cases to 367.



**(Dr. Khoirom Sasheekumar Mangang)**  
Additional Director & Spokesperson  
Health Department, Manipur





**IDSP-75/COVID/2020**  
**STATUS UPDATE ON COVID-19**

**Imphal, the 14<sup>th</sup> June, 2020**  
**6:30 PM – 6:30 PM [13 June - 14 June, 2020]**

**A. Screening of Truckers (Drivers & Handymen)/Other commuters at Entry Points:**

Sl. No.	Name of screening points	No of persons screened today		Cumulative no of persons screened till date	No. of persons detected with symptoms (fever & cough/breathing difficulty)	Cumulative number of persons with Symptoms
		Truckers	Commuters			
1.	Mao	594	60	80,286	0	0
2.	Jiribam	221	16	18,252	0	0
3.	Jiribam (Train)	0	0	22,870	0	0
4.	Airport-Imphal	0	611	1,14,201	0	0
5.	Other	0	0	32,527	0	0
<b>Total</b>		<b>815</b>	<b>687</b>	<b>2,68,136</b>	<b>0</b>	<b>0</b>

**B. Dedicated screening of drivers & handyman (trucks/gas bullets/oil tankers) at destination/Imphal**

Sl. No.	Screening site	No. screened today	Cumulative	No. with symptoms for the day	Cumulative with symptoms
1.	ISBT (trucks)	525	31,484	0	3
2.	YAS Complex, Khuman Lampak (Oil tankers)	44	3,709	0	2
3.	Sekmai Gas Plant (Gas bullets)	34	1,453	0	3
<b>Total</b>		<b>603</b>	<b>36,646</b>	<b>0</b>	<b>8</b>

**C. Status of Persons under Quarantine:**

Type of Quarantine	Number of New persons kept under HQ/ GQ/CQ	Cumulative no. of persons under HQ/ GQ/CQ	Current no. of persons having completed HQ/ GQ/CQ	Cumulative no of persons having completed HQ/ GQ/CQ	No of persons currently under HQ/ GQ/CQ
	A	B	C	D	E (B – D)
Home Quarantine (Returnees from foreign countries)	0	486	0	486	0
Government Quarantine	74	13,770	607	8,012	5,758
Community Quarantine	1340	26,968	300	11,647	15,321

**D. Laboratory test:**


Sl. No.	VRDL Laboratory	No. of test results received today	Cumulative no of test results received	No. of positive test results	Cumulative no. of positive test results
		A	B	C	D
1.	RIMS	485	13,779	4	211
2.	JNIMS	695	11,432	5	247
3.	NIV, Pune/GMCH	0	15	0	0
<b>Total</b>		<b>1,180</b>	<b>24,046</b>	<b>9</b>	<b>458</b>


**E. Status of Positive Cases in Isolation Facility:**


Sl. No.	Name of isolation facility	No. of cases admitted today	Cumulative no. of cases admitted	Number of cases discharged today	Cumulative no. of cases discharged	No. of cases currently in Isolation Facility
	A	B	C	D	E	F (C-E)
1.	RIMS	0	187	0	62	125
2.	JNIMS	0	164	0	29	135
3.	DH Bishnupur	0	34	0	0	34
4.	UNACCO	9	73	0	0	73
<b>Total</b>		<b>9</b>	<b>458</b>	<b>0</b>	<b>91</b>	<b>367</b>

**F. COVID-19 Control Room:**

Total Calls attended today	Cumulative no. of calls attended
<b>53</b>	<b>17,482</b>

  
(H. Shyamkishor Sharma)  
State Microbiologist, IDSP  
Manipur

  
(Antony H.)  
State Data Manager, IDSP  
Manipur

  
(Dr L. Tomcha Khuman)  
State Surveillance Officer, IDSP  
Manipur